

CDBG-DR FUNDS



AGC
CAPÍTULO DE PUERTO RICO
LA ASOCIACIÓN DE LA CONSTRUCCIÓN

CDBG-DR + AGC

RECOVERY PROGRAM UPDATES
ONGOING OPERATIONS UNDER QUARANTINE

WEDNESDAY | MAY 27, 2020

LUIS CARLOS FERNÁNDEZ-TRINCHET, ESQ., CFA
SECRETARY - PUERTO RICO DEPARTMENT OF HOUSING



CDBG-DR | Allocations + Action Plans | \$20.2 Billion

ACTION PLAN

\$1.5 BILLION

- FEDERAL REGISTER NOTICE
FEBRUARY 9, 2018
- ACTION PLAN APPROVED
JULY 29, 2018
- SIGNED GRANT AGREEMENT
SEPTEMBER 20, 2018

ACTION PLAN 1ST AMENDMENT

\$8.2 BILLION

- FEDERAL REGISTER NOTICE
AUGUST 20, 2018
- ACTION PLAN AMENDMENT
PUBLISHED FOR PUBLIC COMMENT
SEPT. 21, 2018
- PUBLIC COMMENT PERIOD
SEPT. 21 – OCT. 21, 2018
- PUBLIC HEARINGS
OCT. 15 – 19, 2018
- ACTION PLAN AMENDMENT
SUBMITTED TO HUD FOR FINAL
APPROVAL
NOVEMBER 18, 2018
- HUD APPROVAL OF ACTION PLAN
AMENDMENT FEB. 28, 2019
- GRANT AGREEMENT EXECUTED
FEB. 21, 2020

FUTURE ACTION PLAN AMENDMENTS

RELATIVE TO FUTURE REGISTER
NOTICE

POWER GRID
~\$1.9 BILLION
(not published)

MITIGATION FUNDS
\$8.3 BILLION
(published 1/27, response in
progress, funding access projected
mid-2021)

ADDITIONAL ALLOCATION
\$277.8 MILLION
(Draft Action Plan 4 Substantial
Amendment published 3/31 –
public comment to May 30, 2020)

THESE AMOUNTS ARE ESTIMATED
AND SUBJECT TO CHANGE

FULL ACCESS \$1.7B ACCESS

NOTIFICATION

February 9, 2018 | Federal Register allocated

\$1,507,179,000

August 14, 2018 | Federal register allocating

\$8,220,783,000 (Access: \$1.7B)

January 27, 2020

\$227.8M

additional unmet needs

\$8.3B

mitigation notice

Awaiting

\$1.93B

Resilient power

\$20.2B

Grant total



Federal Register



Irma & María

NO:

Earthquakes, COVID-19

WHAT IS THE CDBG-DR TEAM DOING DURING QUARANTINE?

- **REMOTE OPERATIONS**

- **Only fieldwork was suspended** (construction, site visits, face-to-face applicant interactions):

- **R3 CONSTRUCTION HAS RESTARTED.**



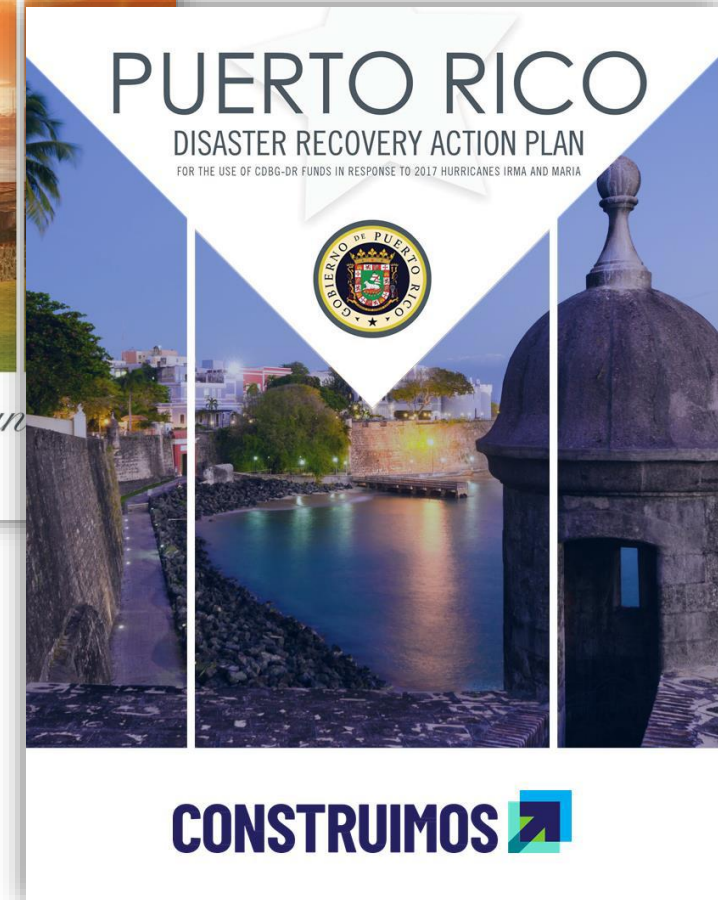
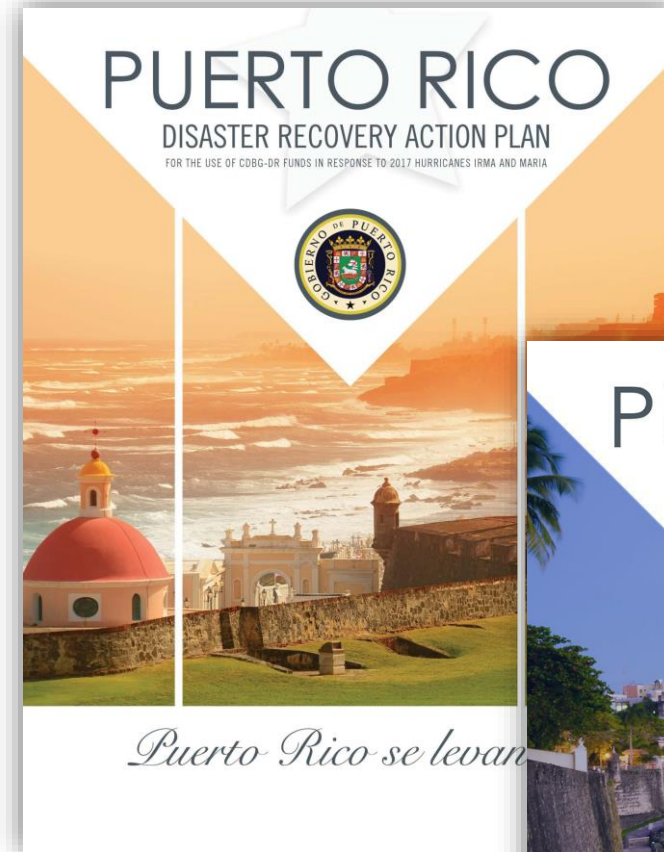
- Remaining operations continue:
 - launching programs (Eco Dev x 3, Social Interest Housing);
 - pushing forward with HUD requirements on special grant conditions to access additional funding – **recently cleared access to \$1.7B on 5/4/20.**

PRDOH PROGRAM DESIGN – DRAFT APA4 - PUBLIC COMMENT



PRDOH has designed the most **comprehensive and holistic** portfolio of programs in the history of CDBG-DR.

(DRAFT Action Plan Amendment 4 Substantial Amendment avail. For public comment until May 30)



CONSTRUIMOS





CDBG-DR Substantial Amendment

Draft of Action Plan 4

Available for
public comment

Comment period ends on ~~April 30, 2020~~

**Extended until
May 30, 2020**



[Click Here to Comment](#)

Question:

Where does design lead?



Answer:

Construction, pending funding.

The PRDOH CDBG-DR Portfolio currently represents \$9.7B in funding...for “Building the Future” of Puerto Rico...e.g. **CONSTRUCTION**. These funds will grow to \$20.2B total CDBG-DR.



~\$4.5B in Housing programs

- Every program relates to construction/building and the need for skilled trades, either directly or indirectly
 - Direct: R3, Social Interest, Multifamily, CEWRI, LIHTC
 - Indirect: Title Clearance, Housing Counseling, Rental Assistance, Homebuyer Assistance programs all contribute to increases in market demand and regulated housing quality standards – necessitating construction

CDBG-DR FUNDS



HOUSING SECTOR: KEY PROGRAMS OF INTEREST



HOME REPAIR
RECONSTRUCTION or RELOCATION
PROGRAM



SOCIAL INTEREST HOUSING
PROGRAM



HOMEBUYER ASSISTANCE
PROGRAM



CDBG-DR FUNDS



HOME REPAIR
RECONSTRUCTION or RELOCATION
PROGRAM

**\$3.025
BILLION**

STATUS:
**PROGRAM
UNDERWAY**



R3 PROGRAM MANAGERS



R3 CONSTRUCTION MANAGERS



A decorative vertical bar on the left side of the slide, composed of various colored triangles and polygons in shades of blue, teal, orange, green, and purple.

R3 RELOCATION PROPERTIES ROSTER

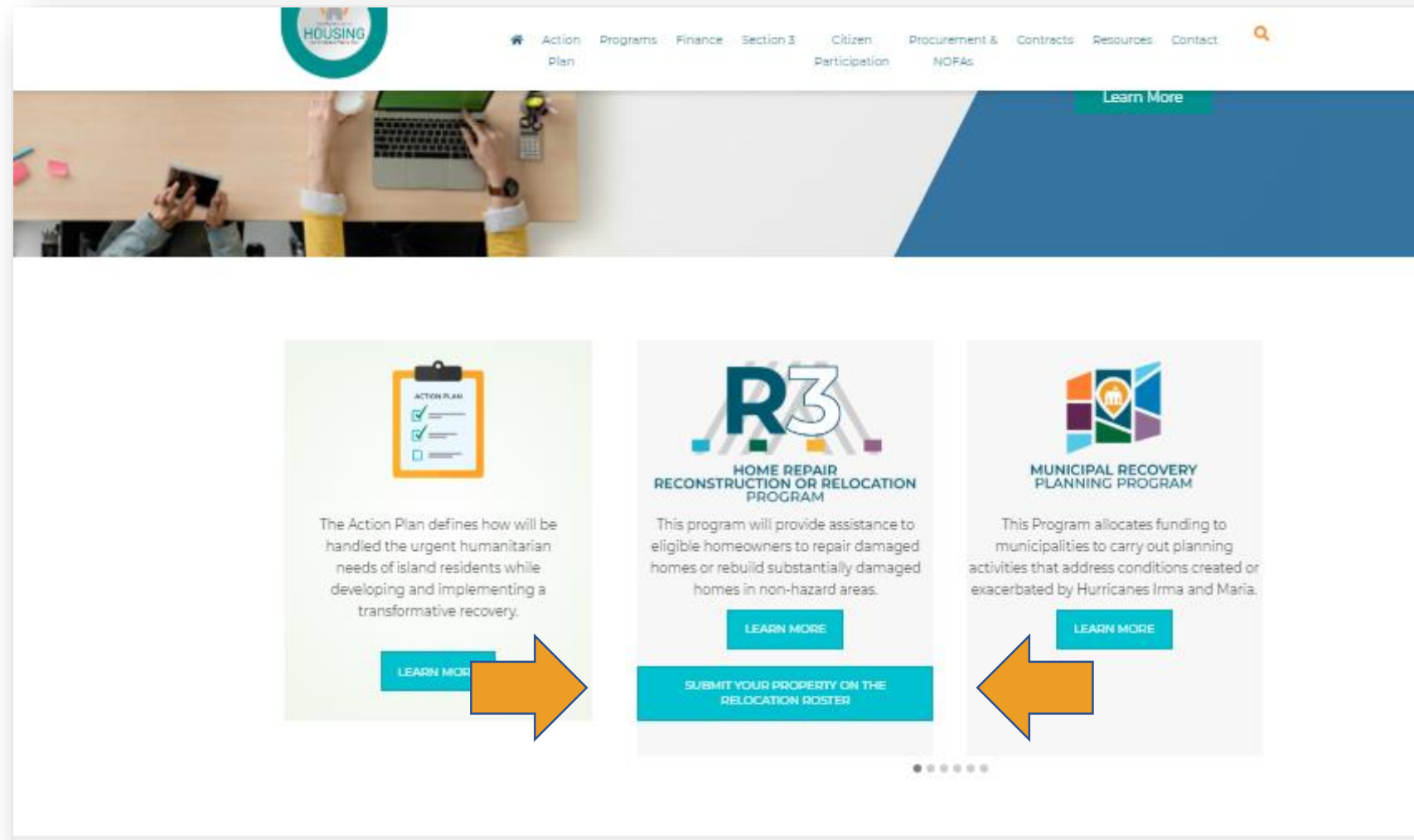
- Provides applicants with convenient options for selection of a replacement home that meets minimum program standards and may offer additional resilient features.
- Roster will not limit, in any way, housing choice as applicants maintain the right to select properties outside of the Roster if those meet the R3 Program's minimum standards, including environmental compliance clearance and Appraisal by the R3 Program.



R3 RELOCATION ROSTER >> OPPORTUNITIES FOR AGC

- Market demand for quality housing will increase with relocation options selected by applicants.
- Market demand will also increase with the launch of the \$350M Homebuyer Assistance Program (June 2020).
- Engineers and architects can consider working or pursuing joint ventures with property owners, real estate agents, developers to prepare properties for market demand.

R3 RELOCATION PROPERTIES ROSTER



CDBG-DR FUNDS




HOMEBUYER ASSISTANCE PROGRAM

**\$350
MILLION**

**PROJECTED
LAUNCH:
JUNE 2020**





- Improve opportunities for homeownership for Low- and Moderate-Income (LMI) and Urgent Need Households.
- Increase home ownership rates that will support long-term sustainability and economic viability of impacted communities.
- Incentivize and retain households as part of the Critical Recovery Workforce (CRW).
- **Revitalize communities and especially urban centers.**

INCOME LIMITS [Area Median Family Income]

Adjusted Income Limit	1-Person	2-Person	3-Person	4-Person	5-Person	6-Person	7-Person	8-Person
80%	\$28,850	\$33,000	\$37,100	\$41,200	\$44,500	\$47,800	\$51,100	\$54,400
120% (Urgent Need)	\$43,300	\$49,450	\$55,640	\$61,800	\$66,750	\$71,700	\$76,650	\$81,600

PROGRAM CAPS

- Up to **\$25,000** per household in assistance to eligible applicants; or
- Up to **\$35,000** per household for qualified **Critical Recovery Workforce**.

Redevelopment Incentive:

- Up to **\$5,000** per household to purchase a home in a **designated urban and/or redevelopment zone**.



HUD Income Limits for Puerto Rico

FY 2019 Income Limits for All Areas in Puerto Rico Adjusted by 4-Person Federal Poverty Guideline

Adjusted Income Limits	1-Person	2-Person	3-Person	4-Person	5-Person	6-Person	7-Person	8-Person
Extremely Low Income Limits, 30%	\$10,815	\$12,360	\$13,905	\$15,450	\$16,686	\$17,922	\$19,158	\$20,394
Very Low-Income Limits, 50%	\$18,050	\$20,600	\$23,200	\$25,750	\$27,850	\$29,900	\$31,950	\$34,000
Low-Income Limits, 80%	\$28,850	\$33,000	\$37,100	\$41,200	\$44,500	\$47,800	\$51,100	\$54,400
Median Income, 100%	\$36,050	\$41,200	\$46,350	\$51,500	\$55,650	\$59,750	\$63,900	\$68,000
120 % Income Limits	\$43,300	\$49,450	\$55,650	\$61,800	\$66,750	\$71,700	\$76,650	\$81,600

Note: The rounded 4-person income limit is adjusted for person sizes and then rounded up \$50.

Prepared: April 24, 2019

CDBG-DR FUNDS



SOCIAL INTEREST HOUSING PROGRAM

**\$32.5M
MILLION**

**LAUNCHED
APRIL 2020**



\$32.5 MILLION



SOCIAL INTEREST HOUSING
PROGRAM

- **Program** released a Notice of Funding Availability, with award caps set at **\$2.5M per applicant, per proposal**.
- **Eligible applicants:** non-profit organizations and non-governmental organizations that serve vulnerable and at-risk populations.
- Program funds will be used to increase housing capacity and service capabilities of social interest housing providers, including **physical improvements** and **resilience upgrades [CONSTRUCTION]**.

ELIGIBILITY:



SOCIAL INTEREST HOUSING
PROGRAM

- **NGO (501(C)(3)) OR NOT FOR PROFIT ENTITIES**
- **DEMONSTRATED EXPERIENCE WORKING WITH THE VULNERABLE POPULATIONS TO BE SERVED**
- **PROOF OF NON-PROFIT STATUS VIA MERCHANT REGISTRATION, CERTIFICATE OF INCORPORATION OR ORGANIZATION TAX RETURN**



Opportunities:
\$1,317,500,000 in Econ Dev programs

- Direct: SBF; SBIA (grant recipients need design to construct/expand facilities); Re-Grow (design-building growing facilities); Portfolio for Growth (infrastructure construction)
- Indirect: Workforce Training (increase skilled trades); CCRL (loans); T&BM (tourism and business investment increases contribute to market demand)

CDBG-DR FUNDS



ECONOMIC DEVELOPMENT SECTOR: KEY PROGRAMS OF INTEREST



**SMALL BUSINESS
FINANCING**



**SMALL BUSINESS INCUBATORS
AND ACCELERATORS**



**WORKFORCE
TRAINING
PROGRAM**



CDBG-DR FUNDS



SMALL BUSINESS FINANCING

**\$225
MILLION**

**LAUNCHED
MARCH
2020**



SBF Application Period

OPEN FOR BUSINESS



- **Application portal for small businesses and microenterprises to apply for the recovery grant (\$50K max award) is open.**
- **No current closing date for applications.**
- **Prioritization is first-come, first-served basis.**



SMALL BUSINESS FINANCING



- **BDE is General Manager** supporting program implementation, providing application and eligibility reviews and underwriting, with oversight management and guidance from PRDOH.
- **Application period opened in late March, and over 1541 applications are in progress so far.**

CDBG-DR FUNDS



WORKFORCE TRAINING PROGRAM

**\$40
MILLION**

**LAUNCHED
MARCH 2020**



WHAT TO KNOW:

Individual awards will be determined through proposals and cannot exceed \$5,000,000 per participating entity.

INITIAL PHASE:

- Funding to expand & strengthen job training programs.
- Expand current training programs or to develop new programs that address current and/or future training needs of Puerto Rico.
- Allow entities to accept and train more students and to offer new subjects or services to potential trainees in Puerto Rico.

LATER PHASE:

- Funding to entities that want to expand training courses offered and/or that want **to build, renovate, or expand a physical space** where a training program will be administered.
- Expand program offerings **and/or construct or improve training spaces.**

ELIGIBILITY:

- **Must be physically located in Puerto Rico, branch offices are acceptable.**
- **Must be running an existing training program with proven capacity or have a training curriculum developed for a new or expanded training program**

ELIGIBILITY:

- NGO (501(C)(3)) OR NOT FOR PROFIT ENTITIES
- PROFESSIONAL ASSOCIATIONS AND TRADE ASSOCIATIONS
- COMMUNITY BASED DEVELOPMENT ORGANIZATIONS
- MUNICIPAL GOVERNMENTS
- PUBLIC INSTITUTION OF HIGHER LEARNING (UNIVERSITY)
- ADMINISTRATIVE AGENCY OR DEPARTMENT OF GOVERNMENT OF PUERTO RICO (STATE AGENCIES)
- FOR PROFIT ENTITIES AS AUTHORIZED UNDER 24 C.F.R. § 570.201(O)



NOFA Schedule

Event

Date

Public Notice

03/30/2020

Documents Availability

03/30/2020

Questions Due

05/18/2020

Questions & Answers Posted

05/26/2020

**Application Submission****Start Date: 06/01/2020****End Date: 07/01/2020**

Application Evaluation Period

Start Date: 07/02/2020

End Date: 08/03/2020

Notice of Award

08/10/2020

Execution of the Agreement

08/17/2020

CDBG-DR FUNDS



SMALL BUSINESS INCUBATORS AND ACCELERATORS

**\$35
MILLION**

**LAUNCHED
MARCH 2020**





SMALL BUSINESS INCUBATORS
AND ACCELERATORS

WHAT TO KNOW:

Serves hurricane affected populations on the island while supporting the development of Puerto Rico's small businesses and entrepreneurs by:

- Providing daily work in a shared, collaborative environment with access to mentoring services, professional networking, idea-exchanges, hands-on management training/workshops, consulting, technical assistance, and necessary business operating equipment; and
- Providing physical spaces and business resources at non-prohibitive costs to small and new businesses. **[CONSTRUCTION]**



SMALL BUSINESS INCUBATORS
AND ACCELERATORS

ELIGIBILITY:

- NGO (501(C)(3)) OR NOT FOR PROFIT ENTITIES
- COMMUNITY BASED DEVELOPMENT ORGANIZATIONS
- PUBLIC INSTITUTION OF HIGHER LEARNING (UNIVERSITY)
- ADMINISTRATIVE AGENCY OR DEPARTMENT OF GOVERNMENT OF PUERTO RICO (STATE AGENCIES)
- FOR PROFIT ENTITIES AS AUTHORIZED UNDER 24 C.F.R. § 570.201(O)



NOFA Schedule

Event

Date

Public Notice

03/26/2020

Documents Availability

03/26/2020

Questions Due

05/11/2020

Questions & Answers Posted

05/20/2020



Application Submission

Start Date: 05/22/2020

End Date: 06/24/2020

Application Evaluation Period

Start Date: 06/25/2020

End Date: 07/27/2020

Notice of Award

08/03/2020

Execution of the Agreement

08/10/2020



SMALL BUSINESS INCUBATORS
AND ACCELERATORS

- Plans get developed with input from a variety of stakeholders – including general contractors
- Plans identify potential projects
- CDBG-DR infrastructure programs will draw from planning processes



CDBG-DR FUNDS



Municipal Recovery

PLANNING PROGRAM

\$39
MILLION

STATUS:
PROGRAM
UNDERWAY



OVERVIEW AND UPDATES



Municipal Recovery
PLANNING PROGRAM

DEDICATED FUNDING FOR ALL MUNICIPIOS:

- **ALLOCATIONS ALREADY MADE – NO COMPETITION**
- **FUNDS FOR DEVELOPING RECOVERY PLANS TO ADDRESS FULL SCOPE OF NEEDS**
- **PLANS ENABLE ACCESS TO FUTURE PROJECT FUNDING OPPORTUNITIES THROUGH OTHER CDBG-DR+MIT PROGRAMS**

FUNDING FORMULA ALLOCATION

The Funding Formula Allocation considers five (5) criteria that impact the cost to develop a plan. These funds will support additional costs incurred by the Municipality to develop their Recovery Plan, including staff time.

01

Municipal Population

45% of formula score is based on 2017 population data. Population was the highest weighted of the factors because the goal of the planning process is to create resilient communities for all Puerto Ricans.



02

Municipal Real Property Damage Assessment

20% of the formula score is based on the value of damages to real property from Hurricanes Irma and María. This factor reflects the level of damage to homes and other buildings in each Municipality.



03

Municipal Total Area

20% of the formula score is based on the land area of each Municipality. Land area was significantly considered to reflect the planning challenges of lower density, rural areas on the island. These areas may have a lower population that denser, urbanized areas, but also have additional challenges in outreach, transportation, and infrastructure.



04

Municipal Water Area

10% of the formula score is based on the area of water within each Municipality. It reflects the need for planning related to natural water resources and water-dependent uses. These critical water resources are a valuable ecological and recreational resources to all Puerto Ricans. All Municipalities have some portion of coastal or inland waterbodies.



05

Municipal Coastline

5% of the formula score is based on the length of coastline in each Municipality. This reflects additional planning needs unique to coastal areas, such as managing coastal development.





MUNICIPAL RECOVERY PLANNING PROGRAM

Funding Allocation by Municipality



Municipal Recovery
PLANNING PROGRAM

Adjuntas	\$416,720.78	Juncos	\$424,019.18
Aguada	\$439,467.60	Lajas	\$447,500.62
Aguadilla	\$477,260.14	Lares	\$408,237.44
Aguas Buenas	\$387,122.98	Las Marías	\$334,864.48
Aibonito	\$394,902.32	Las Piedras	\$426,448.41
Añasco	\$413,345.88	Loíza	\$635,076.64
Arecibo	\$777,256.75	Luquillo	\$344,481.46
Arroyo	\$355,383.85	Manatí	\$491,186.40
Barceloneta	\$371,753.80	Maricao	\$314,093.34
Barranquitas	\$414,360.69	Maunabo	\$340,309.20
Bayamón	\$887,435.38	Mayagüez	\$631,938.59
Cabo Rojo	\$662,680.00	Moca	\$433,521.21
Caguas	\$1,006,948.67	Morovis	\$436,743.29
Camuy	\$415,164.83	Naguabo	\$488,687.02
Canóvanas	\$548,198.09	Naranjito	\$437,222.90
Carolina	\$872,992.75	Orocovis	\$437,990.12
Cataño	\$368,524.51	Patillas	\$417,218.16
Cayey	\$779,087.19	Peñuelas	\$411,837.72
Ceiba	\$452,212.13	Ponce	\$1,015,425.28
Ciales	\$413,262.85	Quebradillas	\$368,511.51



MUNICIPAL RECOVERY PLANNING PROGRAM

Funding Allocation by Municipality



Municipal Recovery
PLANNING PROGRAM

Cidra	\$458,110.42	Rincón	\$327,454.64
Coamo	\$482,752.01	Río Grande	\$674,807.30
Comerio	\$385,930.73	Sabana Grande	\$ 355,002.93
Corozal	\$459,950.51	Salinas	\$624,852.08
Culebra	\$359,126.51	San Germán	\$403,837.41
Dorado	\$458,288.99	San Juan	\$1,373,818.42
Fajardo	\$472,111.20	San Lorenzo	\$446,725.38
Florida	\$309,211.23	San Sebastián	\$474,669.28
Guánica	\$385,100.42	Santa Isabel	\$442,467.08
Guayama	\$619,050.02	Toa Alta	\$593,415.92
Guayanilla	\$404,347.95	Toa Baja	\$675,309.12
Guaynabo	\$566,908.99	Trujillo Alto	\$501,202.17
Gurabo	\$449,268.08	Utua	\$539,856.93
Hatillo	\$445,995.31	Vega Alta	\$453,468.54
Hormigueros	\$308,988.20	Vega Baja	\$612,008.39
Humacao	\$561,755.83	Vieques	\$540,585.17
Isabela	\$474,670.25	Villalba	\$416,930.29
Jayuya	\$365,105.13	Yabucoa	\$487,369.00
Juana Díaz	\$535,893.70	Yauco	\$454,260.31

MRP = PIPELINE PROGRAM



MUNICIPAL RECOVERY PLANNING PROGRAM [MRP] Future Funding Opportunities



OPPORTUNITIES FOR AGC | INFRA + MULTI-SECTOR

\$1,475,000,000 :: Infrastructure

\$1,523,000,000 :: Multi-Sector



ALL DIRECT:

- **Community Resilience Centers** - municipios, agencies, NGOs, universities
- **Critical Infrastructure Resilience** - agencies, municipios, NGOs, universities, for-profit business w/ critical infra asset
- **Non-Federal Match** (formerly FEMA Coordination) - cost share for municipios and agencies initially (FEMA PA)
- **City Rev** – municipios (until Round 3)
- **Puerto Rico by Design** – phased program with various potential subrecipients

CDBG-DR FUNDS



INFRA & MULTI-SECTOR: KEY CURRENT PROGRAM OF INTEREST



**CITY REVITALIZATION
PROGRAM**



**NON-FEDERAL
MATCH PROGRAM**

(ADDITIONAL PROGRAMS LAUNCHING THROUGH 2020)



CDBG-DR FUNDS



CITY REVITALIZATION PROGRAM

**\$1.223
BILLION**

**STATUS:
PROGRAM
UNDERWAY**



Total Program Allocation



\$1,223,000,000

- The Program Budget includes funding for eligible entities/subrecipients to include administrative costs, Program/Project Management, technical design services and environmental compliance, and the costs associated with the construction and oversight of construction.

- Eligible subrecipient entities under this program:

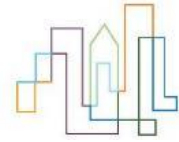


**MUNICIPAL
GOVERNMENT**



**NON-
GOVERNMENTAL
ORGANIZATIONS**

PROGRAM FUNDING ALLOCATION OVERVIEW



TOTAL FUNDING: \$1,223,000,000

Allocation of Funds by Rounds



**Funds for neighborhoods surrounding
UPR - Río Piedras y Mayagüez**

ROUND 1*

\$600,000,000

78 Municipios

ROUND 2*

\$345,000,000

Municipios that have completed the Recovery Plan through the Municipal Recovery Planning Program (MRP).

ROUND 3

\$178,000,000

Competitive Process:

- Municipios
- NGOs

**NGOs can participate in Rounds 1 and 2 if they establish cooperative agreements with the respective municipio.*

\$100,000,000

The allocation of funds considers all costs of Project delivery including Management, design and construction of the Project..

MAXIMUM AWARDS

The maximum award per Project is \$100,000,000, while the minimum will be determined based upon the total of municipal allocations.

PROGRAM OBJECTIVES



- ✓ Restore infrastructure in urban centers and key corridors to create resilience and benefits for the residents, including public spaces and Parks in city centers.



- ✓ Revitalize, modernize, and create commercial districts in support of the recovery and growth of small business across the Island and supporting tourism growth.

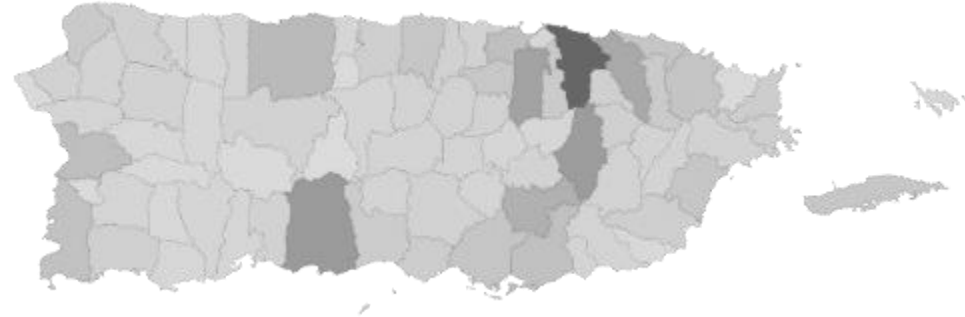


- ✓ Re-greening city centers and key areas with green infrastructure to support ecological benefits and standards and reduce stormwater risks.



- ✓ Projects presented should consider and respond to greater needs for revitalization and resilience of urban areas and to promote economic development and support of tourism.

ROUND 1 – FIRST ALLOCATION \$600,000,000



- Considers a 50% proportional distribution of \$3,846,153.85 to each municipio.
- Considers a 50% proportional distribution based upon the allocation methodology including population, damages, unemployment, bodies of water and coastal areas and critical infrastructure of the municipios.
- Does not include funds for UPR neighborhood revitalization.

ROUND 1 – FIRST ALLOCATION \$600,000,000



CITY REVITALIZATION
PROGRAM

San Juan	\$20,836,094.22	Juana Díaz	\$7,968,550.64	Corozal	\$6,799,168.94	Cataño	\$6,261,914.45
Ponce	\$14,937,741.42	Aguadilla	\$7,781,113.79	San Lorenzo	\$6,798,035.61	San Germán	\$6,256,552.14
Caguas	\$14,839,980.50	Santa Isabel	\$7,697,560.95	Morovis	\$6,719,164.81	Barceloneta	\$6,238,422.55
Carolina	\$13,764,046.53	Fajardo	\$7,694,211.04	Cidra	\$6,623,870.90	Comerio	\$6,190,222.19
Bayamón	\$13,006,633.82	Ceiba	\$7,558,266.45	Hatillo	\$6,617,967.74	Camuy	\$6,140,429.31
Cayey	\$11,823,155.52	Yabucoa	\$7,540,951.95	Gurabo	\$6,600,933.29	Aguas Buenas	\$6,058,687.36
Toa Baja	\$10,444,944.88	Trujillo Alto	\$7,380,642.30	Añasco	\$6,600,503.10	Culebra	\$6,022,786.77
Arecibo	\$10,273,458.60	Lajas	\$7,310,667.87	Las Piedras	\$6,547,103.56	Lares	\$5,927,022.63
Cabo Rojo	\$9,968,266.24	Manatí	\$7,305,133.13	Villalba	\$6,535,572.89	Sabana Grande	\$5,861,030.88
Guayama	\$9,738,436.05	San Sebastián	\$7,141,478.50	Juncos	\$6,509,119.87	Las Marías	\$5,834,676.89
Mayagüez	\$9,693,418.92	Naguabo	\$7,120,872.96	Moca	\$6,505,943.93	Maunabo	\$5,709,617.11
Salinas	\$9,468,011.44	Isabela	\$7,068,093.94	Arroyo	\$6,487,577.64	Luquillo	\$5,596,225.89
Loíza	\$9,419,049.85	Utuado	\$7,046,666.46	Yauco	\$6,393,612.28	Maricao	\$5,574,869.00
Río Grande	\$9,312,982.78	Aguada	\$7,030,263.32	Orocovis	\$6,381,602.32	Adjuntas	\$5,564,486.27
Vega Baja	\$9,151,371.41	Vega Alta	\$7,012,944.80	Aibonito	\$6,341,667.76	Hormigueros	\$5,543,529.32
Humacao	\$9,063,159.37	Dorado	\$7,008,160.62	Guayanilla	\$6,298,847.87	Rincón	\$5,487,631.40
Vieques	\$9,002,973.07	Peñuelas	\$6,929,009.52	Ciales	\$6,291,815.80	Florida	\$5,331,361.07
Guaynabo	\$8,548,405.51	Naranjito	\$6,913,174.79	Quebradillas	\$6,284,682.20	Jayuya	\$5,222,240.90
Toa Alta	\$8,494,892.69	Coamo	\$6,858,261.08	Barranquitas	\$6,281,552.92		
Canóvanas	\$8,337,418.86	Patillas	\$6,801,898.39	Guánica	\$6,267,186.25		

MUNICIPIO UPDATES: CITY REVITALIZATION PARTICIPATION



- ONLY 20/78 MUNICIPIOS HAVE SUBMITTED RESPONSES TO CAPACITY ASSESSMENTS
- ONLY ONE COMPLETE: YAUCO
- PENDING W/IN 15-20 DAYS:
 - AGUAS BUENAS
 - AGUADILLA
 - OROCOVIS
 - GURABO

MUNICIPIO UPDATES: CITY REVITALIZATION PARTICIPATION



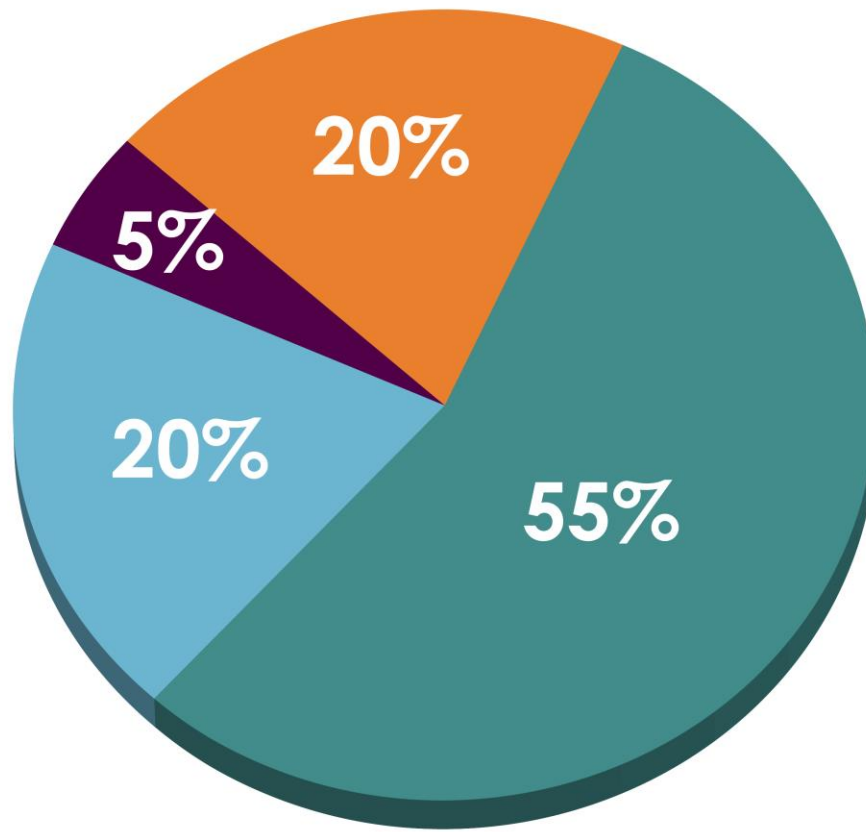
NEED MORE INFORMATION

- BARRANQUITAS
- MOROVIS
- ARROYO
- VIEQUES
- NARANJITO
- GUAYANILLA
- PATILLAS
- CAMUY
- ISABELA
- AIBONITO
- FAJARDO

UNDER EVALUATION

- VILLALBA
- YABUCOA
- LUQUILLO
- MAUNABO

MUNICIPIO UPDATES: CITY REVITALIZATION PARTICIPATION



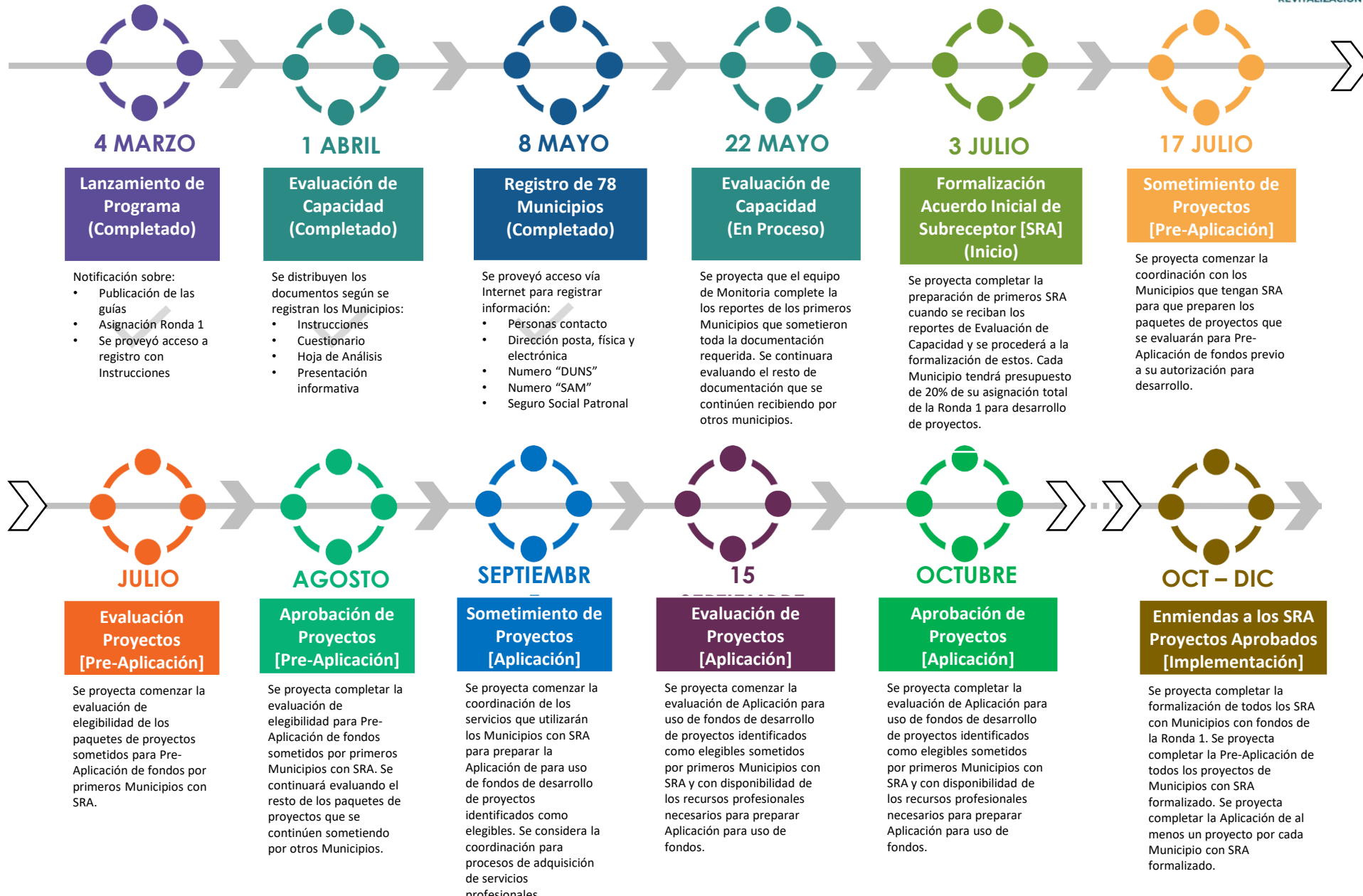
Need More Information

Within 15-20 Days

Completed

Under Evaluation

CALENDARIO DEL PROGRAMA



CDBG-DR FUNDS



NON-FEDERAL MATCH PROGRAM

STATUS:

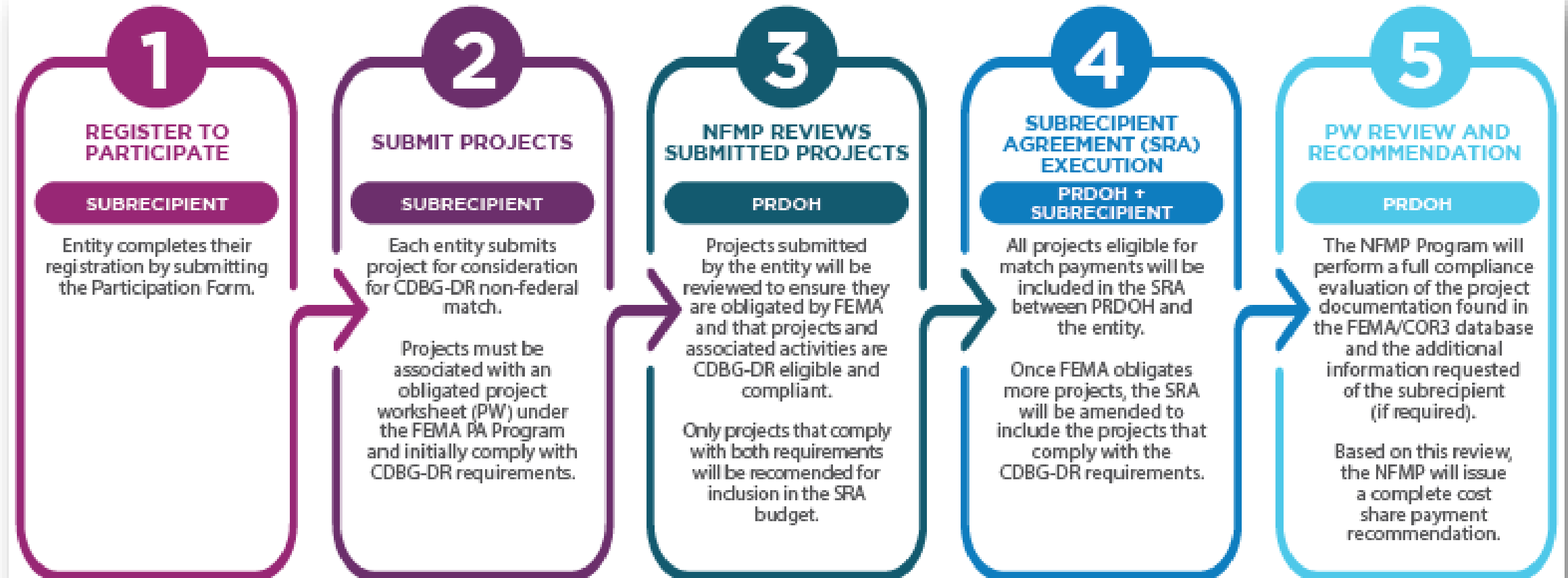
**PROGRAM
UNDERWAY**

\$1 BILLION

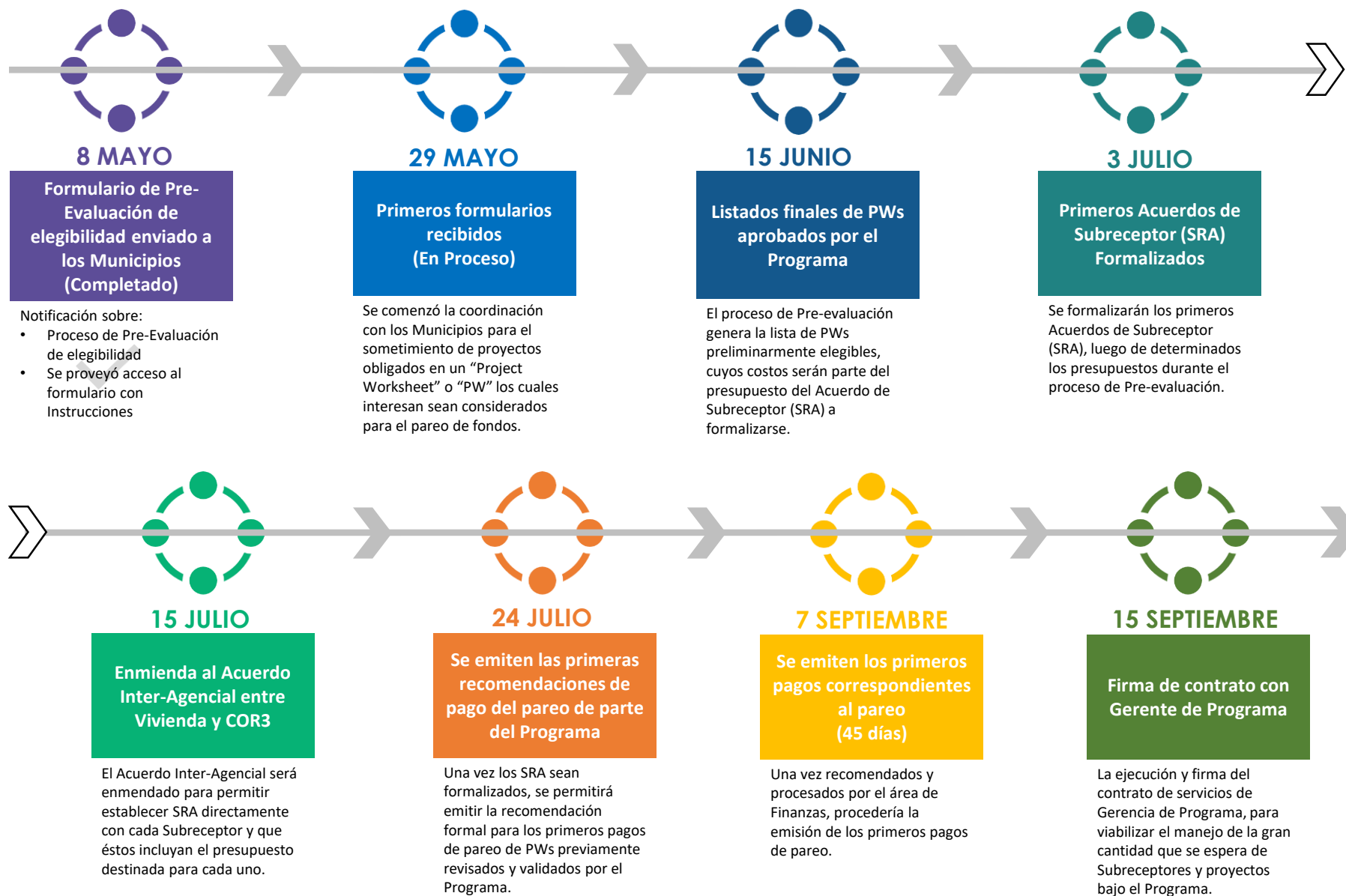


STEPS FOR NON-FEDERAL MATCH PROGRAM

(VISIT LANDING PAGE @ WWW.CDBG-DR.PR.GOV/EN/NON-FEDERAL-MATCH-PROGRAM/)



CALENDARIO DEL PROGRAMA



A decorative vertical strip on the left side of the slide, composed of various colored triangles and polygons in shades of teal, blue, orange, green, and purple.

A LOOK AHEAD.

LAUNCH SCHEDULE

■ Launched
 ■ Pending to schedule
 ■ Scheduled to Launch
 ■ Other

HOUSING

July 2019	Home Repair, Reconstruction, or Relocation Program
September 2019	CDBG-DR to Low Income Housing Tax Credits (LIHTC)
September 2019	Title Clearance Program
September 2019	Housing Counseling Program
February 2020	Rental Assistance Program
April 2020	Social Interest Housing (Homeless, Domestic Violence)
June 2020	Homebuyer Assistance Program
July 2020	Multifamily Reconstruction, Repair, and Resilience Program
Pending	Community Energy and Water Resilience Installations



ECONOMY

October 2019	Tourism & Business Marketing Program
March 2020	Small Business Financing
March 2020	Small Business Incubators and Accelerators
March 2020	Workforce Training Program
September 2020	Re-Grow PR; Urban and Rural Agriculture
November 2020	Economic Development Portfolio for Growth
Pending	Construction and Commercial Revolving Loans
Merging	Strategic Projects and Commercial Redev (To be Consolidated)



PLANNING

September 2019	Municipal Recovery Planning Program
December 2019	Program Management Planning
July 2020	Agency Planning Initiatives
July 2020	Whole Community Resilience Planning
December 2020	Home Resilience Innovation Competition
Merging	Economic Recovery Planning (To be consolidated)



INFRASTRUCTURE

December 2019	Non-Federal Match
Pending	Community Resilience Centers
Pending	Critical Infrastructure Resilience



MULTI-SECTOR

March 2020	City Revitalization
Pending	Puerto Rico by Design

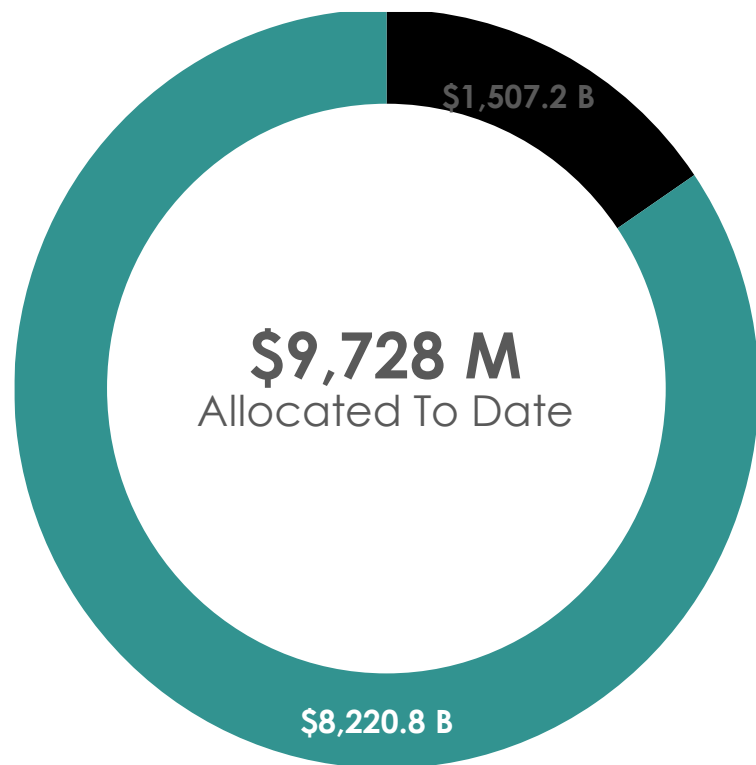
BUILDING THE TEAM

Procurement of Goods,
Services

Subrecipients

FINANCIAL OVERVIEW | OBLIGATIONS & DISBURSEMENTS

CDBG-DR Allocation Status: To date

**First Allocation (\$1.5B)****Obligated**

\$1,326,793,296.00

Disbursements

\$47,270,523

Total Obligated:
\$1.32B

(Grant Agreement Signed Sep. 20, 2018)

Second Allocation (\$1.7B Tranche of \$8.2B)

(Grant Agreement: Executed by Sec. Carson Feb. 21, 2020)

Value of Contracts | **\$713,080,000.00**Value of SRAs | **\$252,545,344.41**

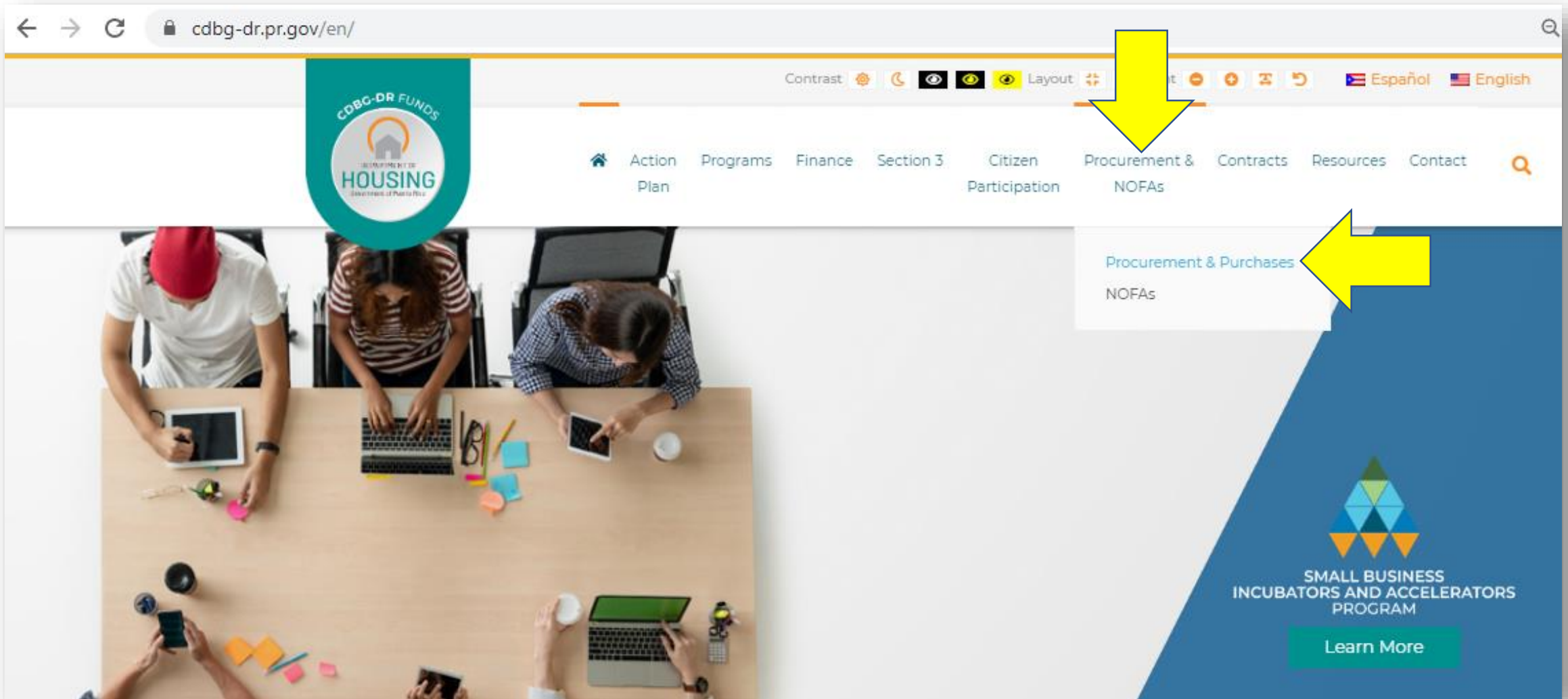


AGC
CAPÍTULO DE PUERTO RICO
LA ASOCIACIÓN DE LA CONSTRUCCIÓN

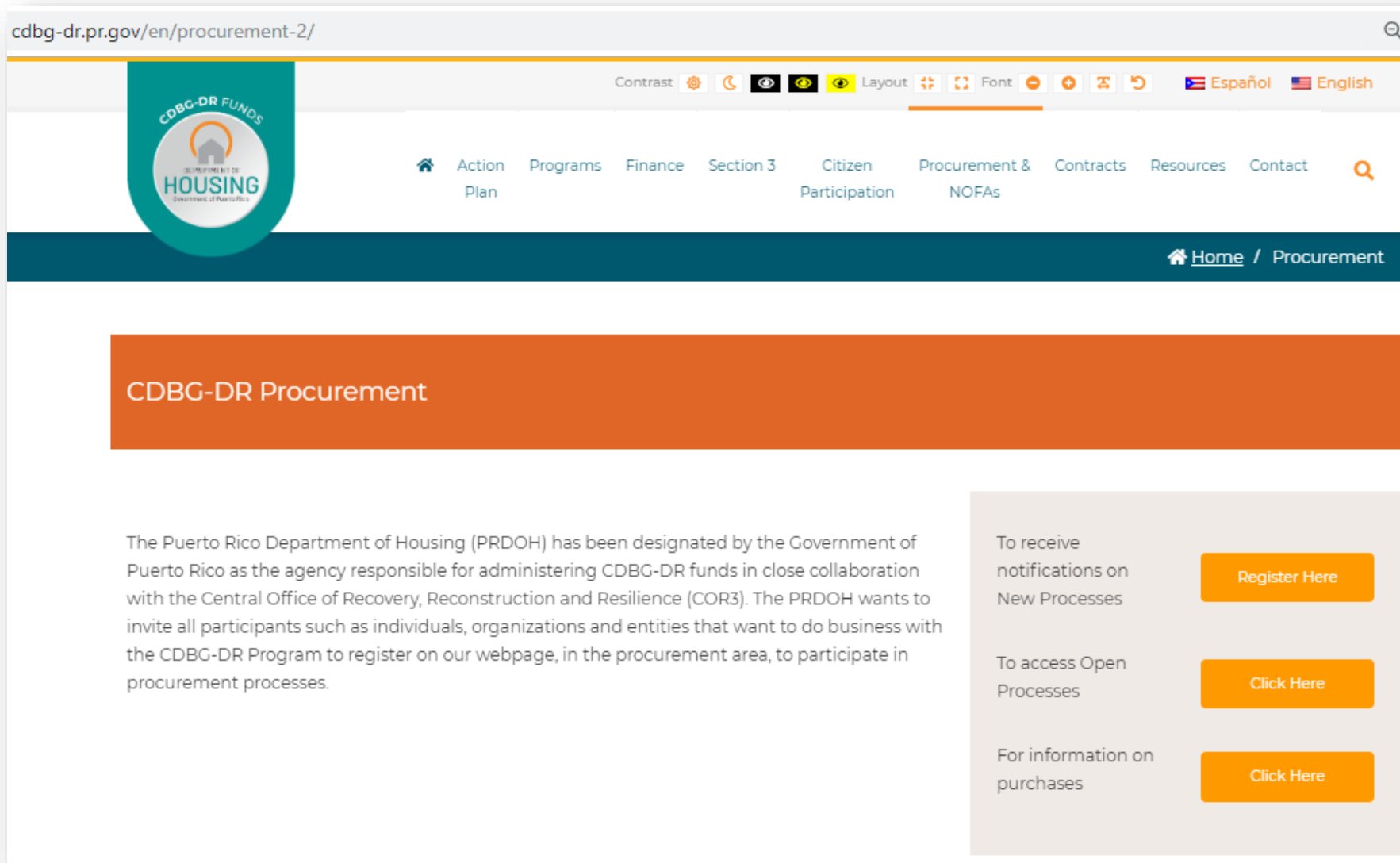
GET INVOLVED.



ACCESS FROM TOP ROW



INSIDE THE PORTAL



The screenshot shows the 'CDBG-DR Procurement' page on the website cdbg-dr.pr.gov/en/procurement-2/. The page features a header with the CDBG-DR Funds Housing logo, a navigation menu with links like 'Action Plan', 'Programs', 'Finance', 'Section 3', 'Citizen Participation', 'Procurement & NOFAs', 'Contracts', 'Resources', and 'Contact', and language options for 'Español' and 'English'. A breadcrumb trail indicates the current location: 'Home / Procurement'. The main content area is titled 'CDBG-DR Procurement' and contains a paragraph explaining the PRDOH's role in administering CDBG-DR funds. To the right, there are three orange buttons: 'Register Here' for notifications on new processes, 'Click Here' for accessing open processes, and 'Click Here' for information on purchases. Three large yellow arrows on the right side of the image point to these buttons.

cdbg-dr.pr.gov/en/procurement-2/

CDBG-DR FUNDS HOUSING
GOVERNMENT OF PUERTO RICO

[Home](#) / [Procurement](#)

CDBG-DR Procurement

The Puerto Rico Department of Housing (PRDOH) has been designated by the Government of Puerto Rico as the agency responsible for administering CDBG-DR funds in close collaboration with the Central Office of Recovery, Reconstruction and Resilience (COR3). The PRDOH wants to invite all participants such as individuals, organizations and entities that want to do business with the CDBG-DR Program to register on our webpage, in the procurement area, to participate in procurement processes.

To receive notifications on New Processes [Register Here](#)

To access Open Processes [Click Here](#)

For information on purchases [Click Here](#)

REGISTER FOR NOTIFICATIONS



Register for New Business Opportunities/Regístrese para Recibir Nuevas Oportunidades de Negocios

Register here to receive notifications of procurement processes in the CDBG-DR program and how you can participate. Please complete all fields marked with an asterisk./Regístrese aquí para recibir notificaciones de los procesos de adquisición del programa CDBG-DR y cómo puede participar. Por favor complete todos los campos marcados con asterisco.

* Nombre Legal de Negocio/Business Legal Name

Nombre Abreviado o Haciendo Negocios Como / Abbreviated Name or DBA

* Tipo de Negocio/Type of Business

* Número de Teléfono/Phone Number

* Correo Electrónico/Email Address

* Persona de Contacto Autorizada/Point of Contact

* Número de Tel. de Contacto/Point of Contact's Phone Number

This is a long-term recovery.

**Louisiana is still spending funds
from Katrina (2005), and other
following disasters**

State of LA: \$17.5B over multiple disasters 2005-present.

- **\$13.4 B** - Hurricanes Katrina and Rita in 2005;
- **\$1.09 B** - Hurricanes Gustav and Ike in 2008;
- **\$66.4 M** - Hurricane Isaac in 2012;
- **\$92.6 M** - National Disaster Resilience Competition in 2016;
- **\$1.7 B** - for recovery from the Great Floods of 2016; and
- **\$1.2 B** – CDBG-MIT declared disaster since 2015 (Bipartisan Budget Act 2018).

NOTIFICATION

February 9, 2018 | Federal Register allocated

\$1,507,179,000

August 14, 2018 | Federal register allocating

\$8,220,783,000 (Access: \$1.7B)

January 27, 2020

\$227.8M

additional unmet needs

\$8.3B

mitigation notice

Awaiting

\$1.93B

Resilient power

\$20.2B

Grant total



Federal Register

**Again - this is a
*long-term recovery.***

**The program portfolio
continues to grow, and
so will opportunities for
AGC.**

CDBG-DR FUNDS



AGC
CAPÍTULO DE PUERTO RICO
LA ASOCIACIÓN DE LA CONSTRUCCIÓN

www.cdbg-dr.pr.gov

